


Juno Orientation Square

Technical Datasheet

DOXIS
LIGHTING FACTORY



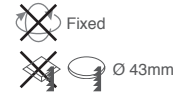
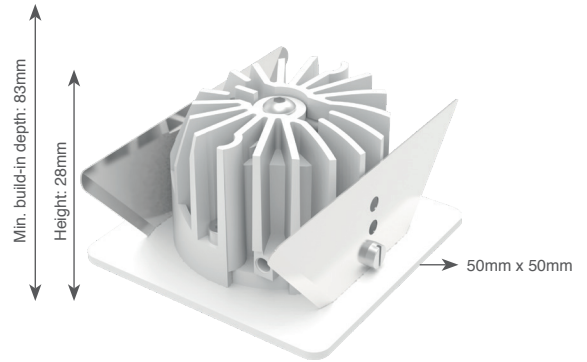
General	
Type	Recessed Downlight
Material	Aluminium
Lamp Type	COB LED
Adjustable	No (Fixed)
Dimmable	No
Cooling	Passive
Energy Class	A++
Weight	200g
Photobiol. Safety	RG1
Class (luminaire)	class III
Class (driver)	class II

IP20



960°C

LED



Features:

High efficiency LED Downlight, equipped with a Bridgelux COB LED and trapezium springs.
Aluminium die-casted, compact design.
High quality components.
Various colors available.

Specifications

Art. nr.	Lightsource INCLUDED	CCT - CRI	Light output LED/Luminaire (lm)	Efficacy LED/Lumin.* (lm/W)	Beam angle	Power consumption*	Power supply INCLUDED	SDCM
1508.44.24.927.XX	Bridgelux COB LED	2700K - Ra90	458 / 380	127 / 105	Soft beam	3.6W / 150mA	Non dimmable driver (494.24.06)	3
1508.44.24.930.XX	Bridgelux COB LED	3000K - Ra90	476 / 400	132 / 111	Soft beam	3.6W / 150mA	Non dimmable driver (494.24.06)	3
1508.44.24.940.XX	Bridgelux COB LED	4000K - Ra90	487 / 409	135 / 113	Soft beam	3.6W / 150mA	Non dimmable driver (494.24.06)	3

* Power consumption/efficacy values excl. driver

0000.00.00.000.XX

Available colors- 0000.00.00.000.XX
Other RAL colors on request



Lumen Maintenance Bridgelux COB LED (Tc=85°C)

L70B50: >100 000 hrs	L70B20: >100 000 hrs	L70B10: >100 000 hrs
L80B50: >100 000 hrs	L80B20: >100 000 hrs	L80B10: >100 000 hrs
L90B50: >100 000 hrs	L90B20: >50 000 hrs	L90B10: >50 000 hrs

Forward voltages (Tc=85°C)

Bridgelux COB LED: 21.4V (min.) - 24V(typ.) - 26.5V(max.)

Drivers

Art. nr.	Dimensions (mm)	Max nr. drivers MCB 16A Type B	Inrush current I _{peak}	Inrush current 1/2 value time T _{width}	Power factor λ _{max.}	Wire cross section (mm ²)	Driver setting	Max. distance driver to last LED (min. 1mm ² wiring)
494.24.06	68x35x22	≤ 50	20A	170μs	0.58 C	up to 2.5mm ²	Fixed	50m

Air circulation notice:

Do not topload with insulation materials

